

ADULT SERVICE DIVISION

SERVICE STATISTICS

April, 1987

	<u>CURRENT MONTH</u>			<u>12 MONTHS . . .</u>		
	<u>1987</u>	<u>1986</u>	<u>+-%</u>	<u>1987</u>	<u>1986</u>	<u>+-%</u>
<u>Young Adult/AV</u>						
P	427	137	+211.6	3,234	2,189	+47.7
NP	150	950	-84.2	10,771	8,755	+23.0
Total	577	1,087	-46.7	14,005	10,944	+27.9
<u>Home Reading</u>						
P	632	661	-4.3	7,817	7,890	-0.92
NP	2,376	2,762	-13.9	30,809	30,423	+1.26
Total	3,008	3,423	-12.1	38,626	38,313	+0.81
<u>Reference</u>						
P	1,295	1,375	-5.8	14,650	14,860	-1.41
NP	1,605	1,769	-9.2	17,009	24,333	-30.0
Total	2,900	3,144	-7.7	31,659	39,193	-19.2
<u>Children's</u>						
P	741	686	+8.0	7,847	6,448	+21.6
NP	608	926	-34.3	14,449	15,828	-8.7
Total	1,349	1,612	-16.3	22,296	22,276	-0.08
<u>Extension</u>						
P	425	597	-28.8	4,975	5,132	-3.05
NP	686	866	-20.7	10,360	10,315	+0.43
Total	1,111	1,463	-24.0	15,335	15,447	-0.72
<u>Total Service</u>						
P	3,520	3,456	+1.85	38,523	36,519	+5.48
NP	5,425	7,273	-25.4	83,398	89,654	-6.97
Total	8,945	10,729	-16.6	121,921	126,173	-3.36
* * * * *						
<u>Other Reference Services</u>						
ILL Requests Sent	177	190	-6.8	2,865	2,321	+23.4
ILL Received	139	205	-32.1	1,648	1,842	-10.5
Local History Room	18	20	-10	298	338	-11.8

APPENDIX II  
COLLECTION MAINTENANCE

1986/87

	Items Added	Items Withdrawn	Current Holdings
<b><u>Classed Material (print)</u></b>			
General Knowledge	414	162	5,599
Philosophy and Psychology	281	71	5,108
Religion	243	41	4,862
Social Sciences	2,067	402	26,662
Language	307	135	5,079
Pure Sciences	564	110	7,765
Useful Arts and Technology	2,127	562	28,073
Fine, Applied and Performing Arts	1,558	650	24,450
Literature	366	71	10,867
History, Travel & Biography	1,338	431	28,882
Fiction	5,622	2,521	67,989
TOTAL	14,887	5,156	215,336

**Unclassed Materials (print)**

Pamphlets	26,873
Government Documents	40,349
Documents in Microfiche (sheets)	4,012
Newspapers & Periodicals (micro reels)	8,316
College Catalogs	625
Telephone Directories	763

**Classed Material (audio-visual)**

Film, 16mm (reels)	43
Film, 8mm (reels)	132
Videocassettes	1,980
Phonodiscs	9,117
Audio Cassettes	1,625
Framed Art Reproductions	218
Sculpture Replicas	83

**Additional Cataloging Statistics**

	1986	1987
Items transferred to other depts.	193	112
Items recataloged	8,778	468
Items reinstated	270	206
Cards filed or pulled from catalog	115,925	87,562
Subject headings added or cancelled	4,797	3,558
Names changed to conform to new rules	371	321
Cards changed to conform to new rules	9,728	6,051

**Additional Processing & Mendery Statistics**

	<u>1986</u>	<u>1987</u>
Books processed	17,573	15,048
Books mended	14,601	13,198
Jackets replaced	4,637	4,936
Books re-bound	70	46
Periodicals bound	18	22
Periodicals processed (issues)	9,658	9,767
Paperback books bound & prepared for circ.	2,003	2,436
Mass market paperbacks prepared for circ.	1,207	1,410
Phonodiscs processed	1,137	591
Audio cassettes processed	305	164
Video cassettes processed	605	408
Items transferred, recataloged or reinstated	964	526

REPORT ON ENDOWMENTS, MEMORIALS, GIFTS RECEIVED for 1986/87

	BALANCE CARRIED FORWARD and/or GIVEN or ADDED	PAID OUT DURING YEAR	NO. BOOKS REC'D	UNSPENT BALANCE	REMAINING ENCUMBRANCE	NO. BOOKS ON ORDER	UNENCUMBERED BALANCE
nam am)	\$ 25.03	-----	----	\$ 25.03	-----	-----	\$ 25.03
	\$ 54.15	\$ 43.55	3	\$ 10.60	-----	-----	\$ 10.60
	\$ 88.29	\$ 88.34	6	-----	-----	-----	-----
	\$ 69.94	\$ 67.01	8	\$ 2.93	-----	-----	\$ 2.93
David)	\$1,300.00	\$1,320.91	157	-----	-----	-----	-----
	\$ 305.00	\$ 108.87	2	\$ 196.13	-----	-----	\$ 196.13
	\$ 168.00	-----	----	\$ 168.00	-----	-----	\$ 168.00
	\$ 255.00	-----	----	\$ 255.00	-----	-----	\$ 255.00
als s ls or	\$ 412.82	\$ 329.79	19	\$ 69.79	\$ 52.50	2	\$ 17.29
		<u>          </u> <u>\$1,958.47</u>	<u>      </u> <u>195</u>				

FOUR YEAR SPENDING COMPARISON OF ALL FUNDS

	19 86/ 87	1985/86	1984/85	1983/84
0-525)	\$ 197,435.95	\$196,042.10	\$ 183,612.64	\$ 151,819.90
(940-525A)	37,658.97	42,246.55	44,128.71	43,630.22
1-58)	2,767.57	3,669.04	1,948.80	-----
e (942-58)	-----	250.20	-----	-----
4-58)	8.16	1,399.28	2,198.76	1,281.61
und (RPL)	114.97	3,501.63	2,785.45	1,465.70
	1,958.47	730.77	900.04	1,092.02
	800.26	870.09	780.19	733.80
	<u>          </u>	<u>          </u>	<u>          </u>	<u>          </u>
	\$ 240,744.35	\$ 248,709.66	\$ 236,354.59	\$ 200,023.25

AVERAGE COST AND DISCOUNT FOR CLASSED BOOKS RECEIVED  
DURING FISCAL YEARS AS LISTED BELOW

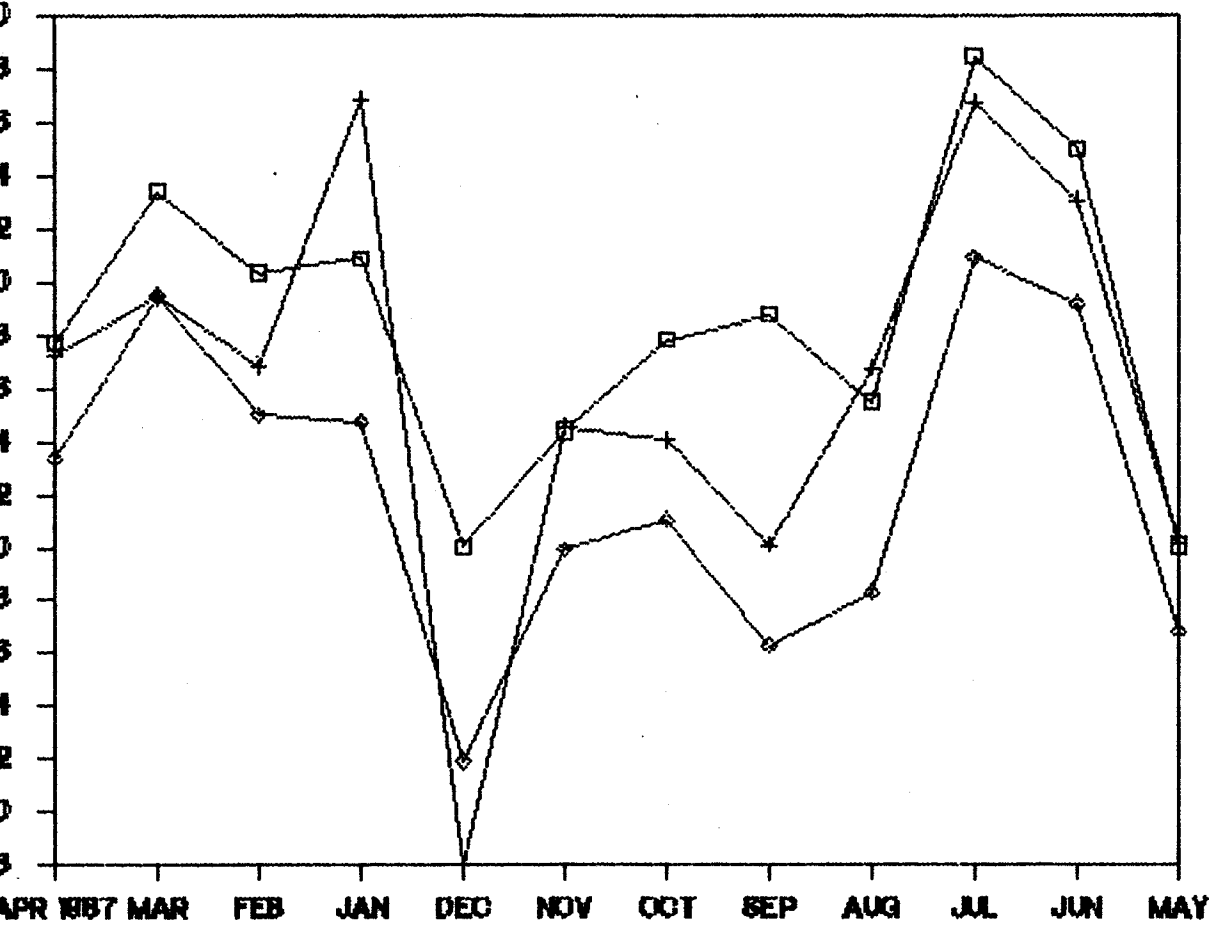
	YEARS	AVERAGE COST PER BOOK	AVERAGE DISCOUNT PER BOOK
<b>ADULT</b>			
	1986/87	\$12.94	26.9 %
	1985/86	\$12.42	26.6 %
	1984/85	\$11.90	26.3 %
	1983/84	\$11.83	24.0 %
	1982/83	\$11.70	24.7 %
<b>YOUTH</b>			
	1986/87	\$ 8.54	29.0 %
	1985/86	\$ 8.58	30.3 %
	1984/85	\$ 7.60	29.8 %
	1983/84	\$ 7.60	36.1 %
	1982/83	\$ 7.31	28.7 %
<b>JUVENILE</b>			
	1986/87	\$ 7.52	27.2 %
	1985/86	\$ 7.11	28.7 %
	1984/85	\$ 7.19	23.8 %
	1983/84	\$ 6.71	23.2 %
	1982/83	\$ 6.39	25.7 %
<b>EXTENSION</b>			
	1986/87	\$ 8.85	32.6 %
	1985/86	\$ 8.37	31.7 %
	1984/85	\$ 8.37	31.5 %
	1983/84	\$ 7.94	31.1 %
	1982/83	\$ 7.60	32.4 %
<b>REFERENCE</b>			
	1986/87	\$44.20	2.8 %
	1985/86	\$39.43	2.6 %
	1984/85	\$43.74	3.5 %
	1983/84	\$32.55	2.6 %
	1982/83	\$37.01	2.1 %
<b>ADULT (Home Reading)</b>			
	1986/87	\$11.62	28.8 %
	1985/86	\$11.36	28.0 %
	1984/85	\$11.09	26.9 %
	1983/84	\$11.16	24.5 %
	1982/83	\$10.69	26.1 %

AVERAGE COST AND DISCOUNT FOR AUDIO-VISUAL MATERIALS  
RECEIVED DURING FISCAL YEARS AS LISTED BELOW

	YEARS	AVERAGE COST PER	AVERAGE DISCOUNT PER
RECORDS		DISC	DISC
	1986/87	\$ 6.70	27.7 %
	1985/86	\$ 6.04	28.8 %
	1984/85	\$ 6.11	28.1 %
	1983/84	\$ 6.42	30.8 %
	1982/83	\$ 6.08	32.4 %
CASSETTES		TAPE	TAPE
	1986/87	\$ 6.79	27.7 %
	1985/86	\$ 6.88	22.8 %
	1984/85	\$ 6.13	25.5 %
	1983/84	\$ 7.01	24.7 %
	1982/83	\$ 6.41	21.5 %
VIDEO CASSETTES		TAPE	TAPE
	1986/87	\$39.71	15.7 %
	1985/86	\$47.45	11.7 %
	1984/85	\$90.98	3.8 %
	1983/84	\$97.14	4.0 %
	1982/83	\$62.35	16.1 %
ART PRINTS		PRINT	PRINT
	1986/87	\$90.50	-----
	1985/86	\$46.23	40.5 %
	1984/85	\$64.88	44.5 %
	1983/84	\$63.99	55.0 %
	1982/83	\$69.17	50.0 %
SCULPTURES		PIECE	PIECE
	1986/87	\$55.00	-----
	1985/86	\$25.09	4.2 %
	1984/85	\$19.91	-----
	1983/84	\$49.22	25.0 %
	1982/83	\$28.18	56.5 %

# CIRCULATION

## MAIN LIBRARY TOTAL

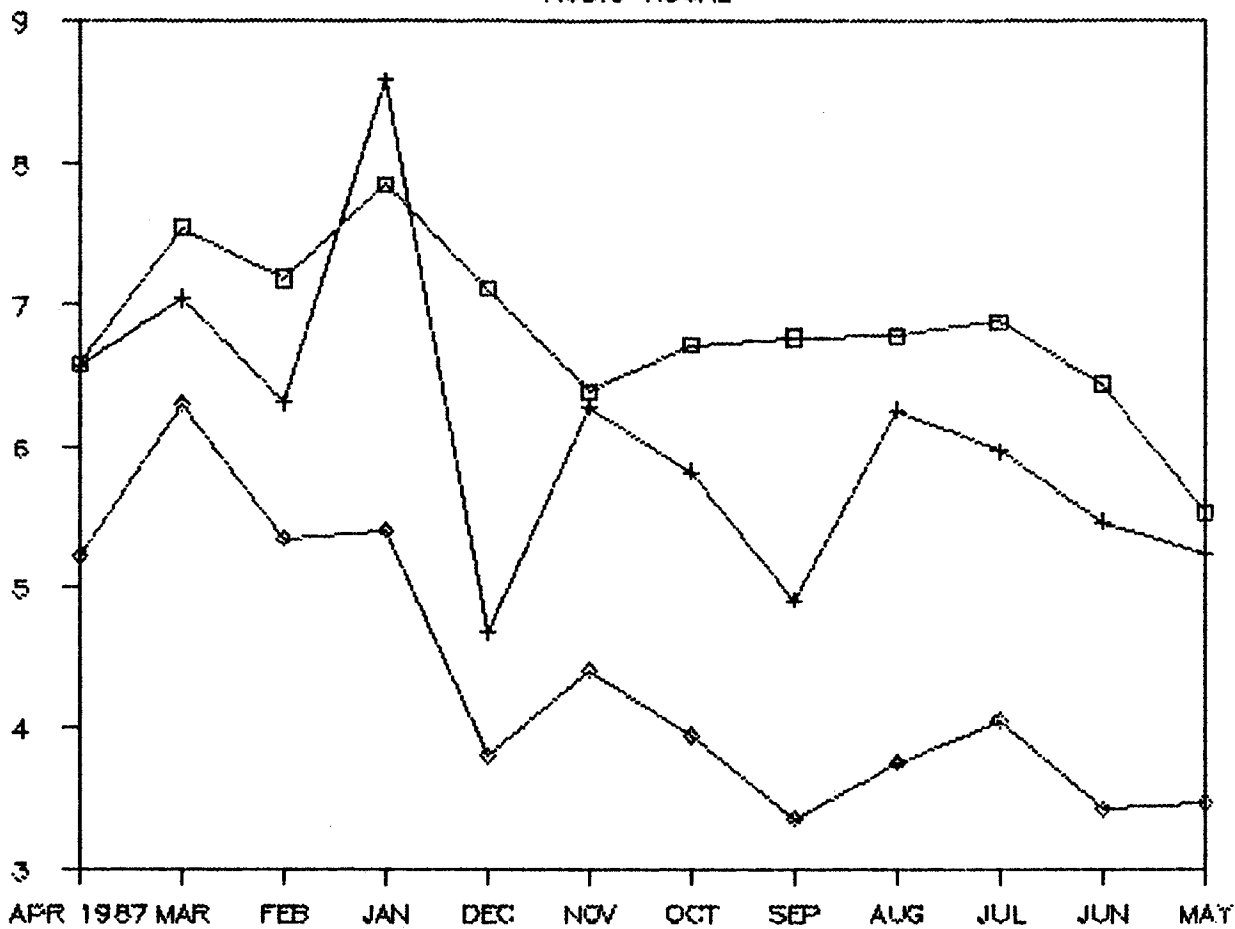


1986/87
+ 1985/86
◇ 1984/85



# CIRCULATION

AUDIO VISUAL



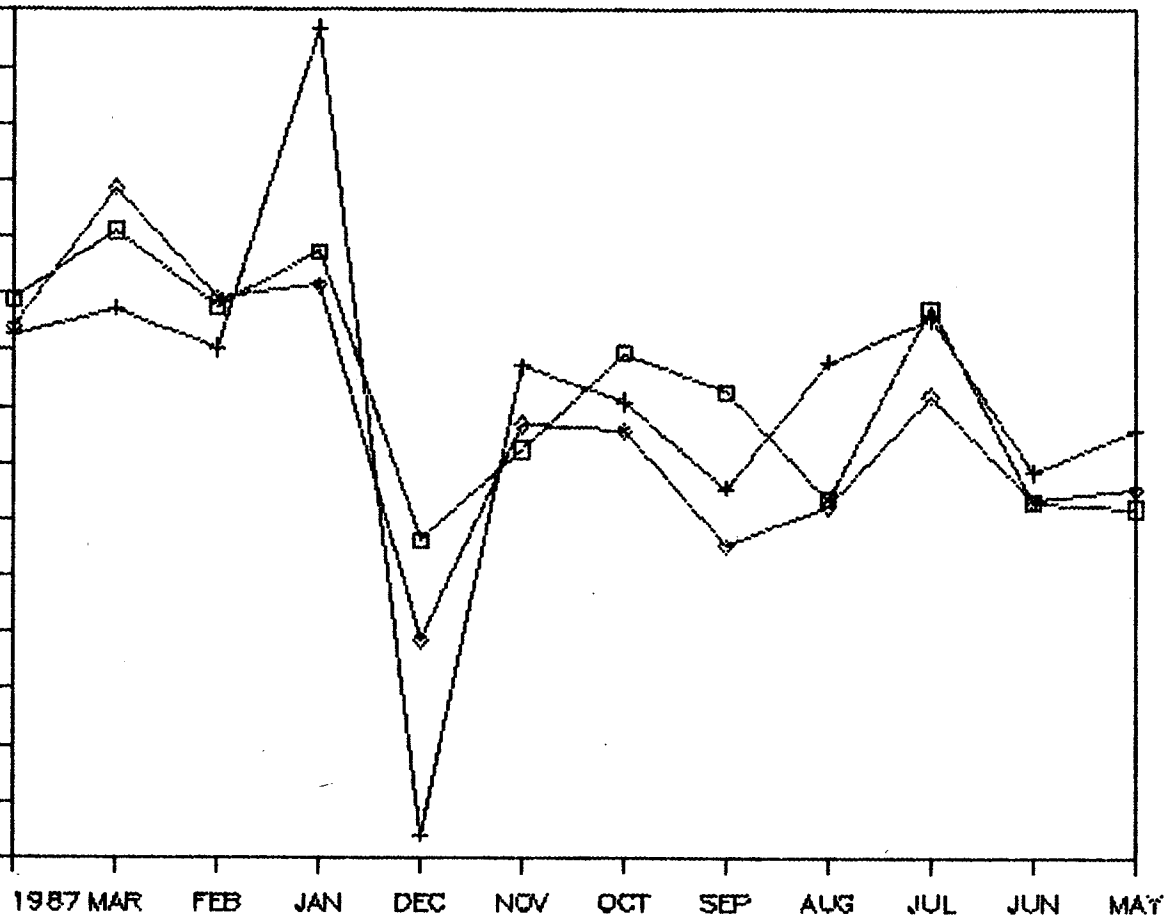
□ 1986/87

+ 1985/86

◇ 1984/85

# CIRCULATION

## HOME READING



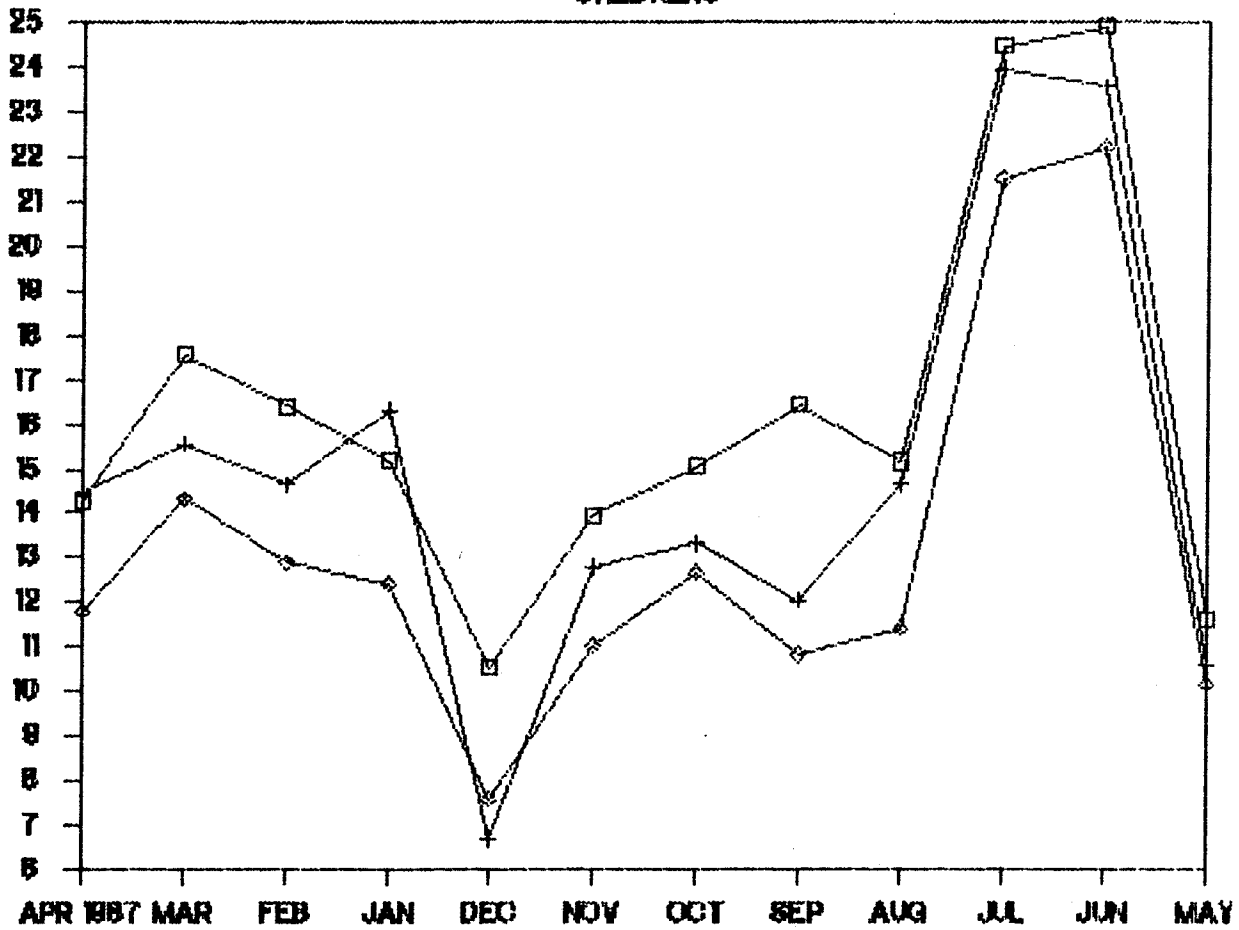
1986/87

+ 1985/86

◇ 1984/85

# CIRCULATION

## CHILDRENS



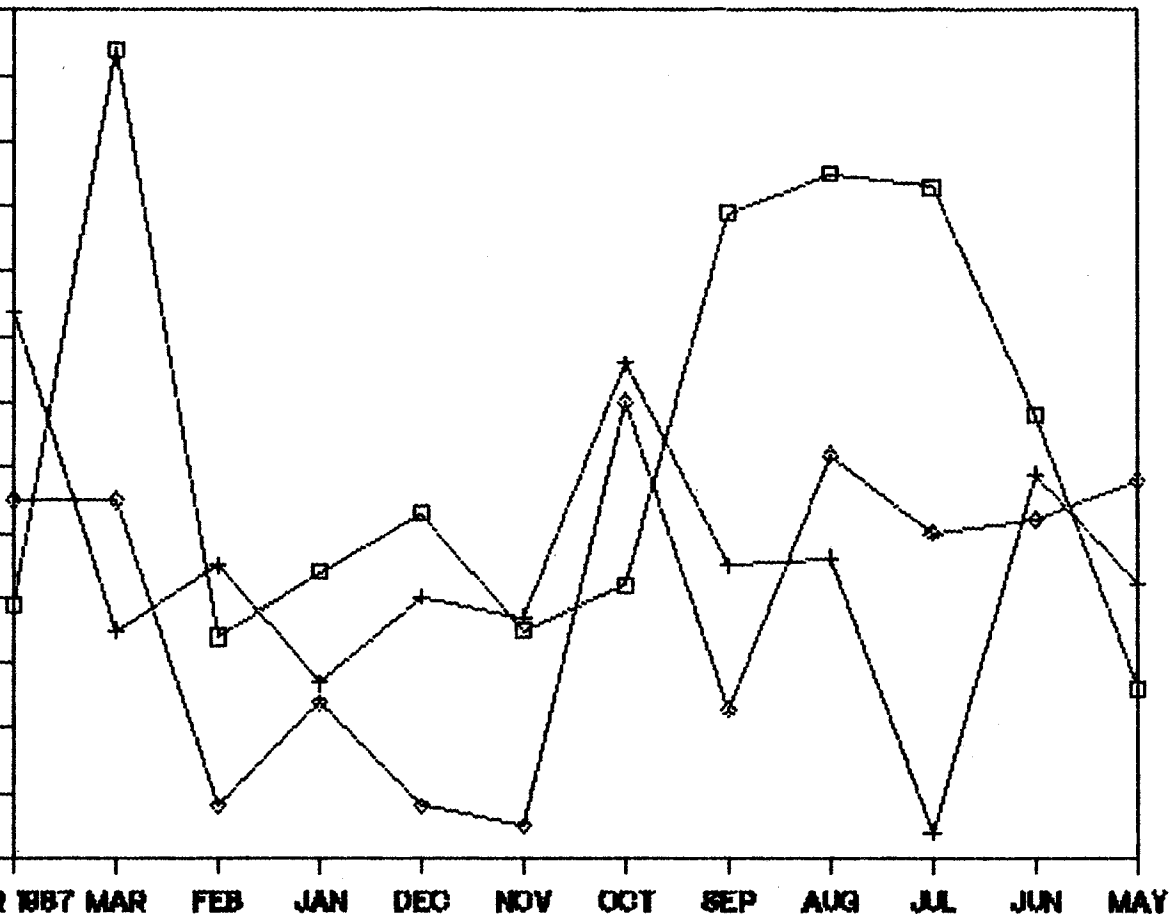
□ 1966/67

+ 1965/66

◇ 1964/65

# CIRCULATION

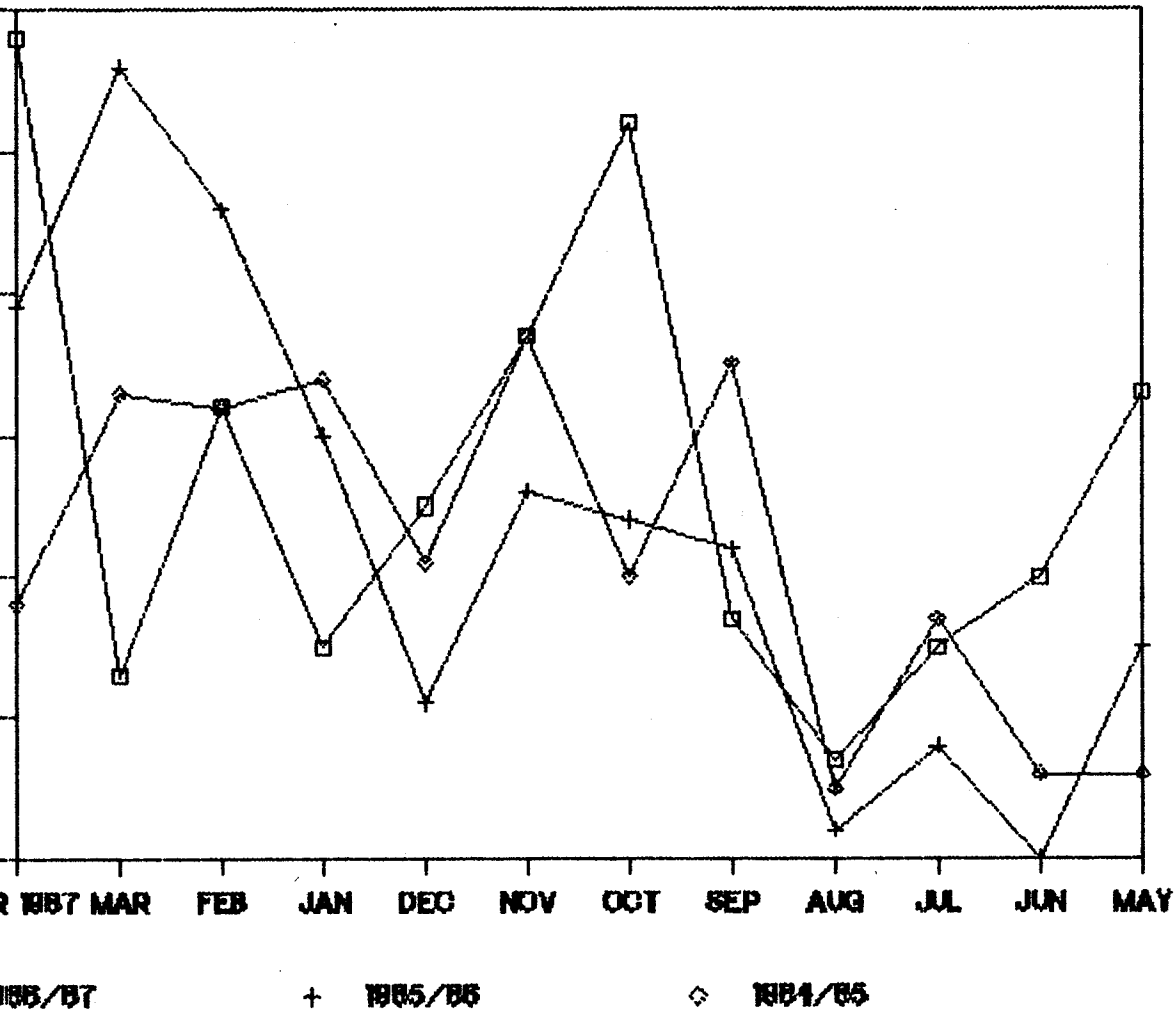
## INTER LIBRARY LOANS



1986/87                      +    1985/86                      ◆    1984/85

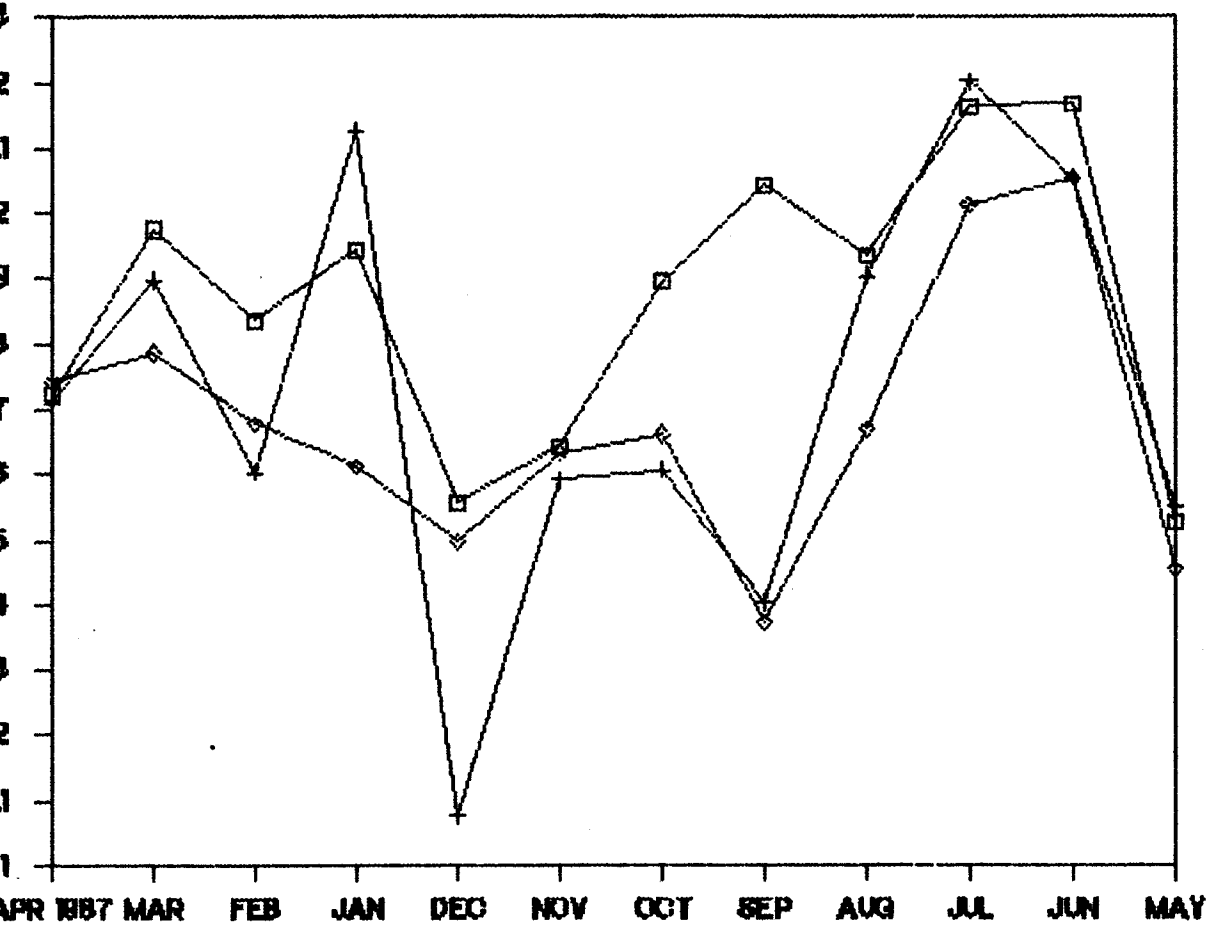
# CIRCULATION

## REFERENCE



# CIRCULATION

## YOUNG ADULT



1986/87

+ 1985/86

◇ 1984/85